



IntiSLIM

INTILED

## IntiSLIM SPECIFIC DESCRIPTION

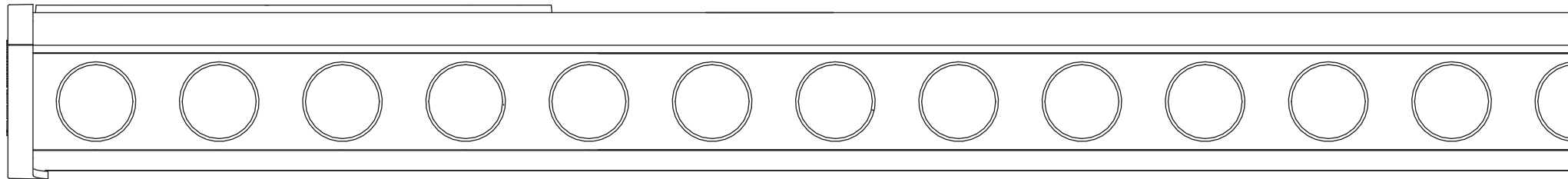
I N T I L E D

Miniature linear luminaire for creating a uniform contour lighting. Indispensable in a limited mounting space



### Light weight and small dimensions

The weight of the 30-cm luminaire is only 400 grams. Due to its compact dimensions (only 35x28 mm in cross section), the fitting is virtually unnoticeable on the facade



**Grouped secondary optics**

No light losses on extra glass. The optics, carefully selected to match the securely installed LED, provides the highest quality of light



### Connectors of high protection grade

Universal connectors provide a quick and reliable connection. Through-wiring allows to minimize the number of cables and junction boxes



### **Assistance in easy installation and maintenance**

Special fasteners on the body allow a continuous line mounting with a gap of 5 to 100 mm without sagging on the facade.

Extension cables and a power module provide an extra convenience at installation.

A flexible bracket with a clamp allows to install the lighting system at the outlet points of the cladding.



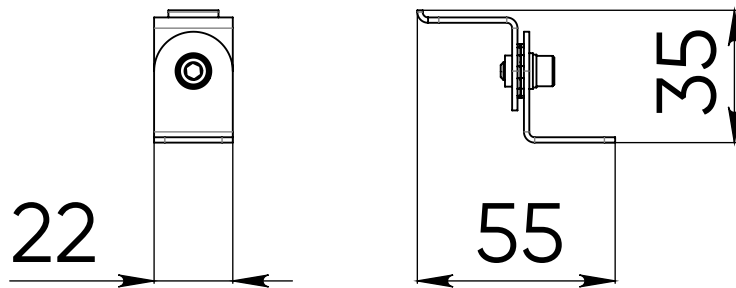
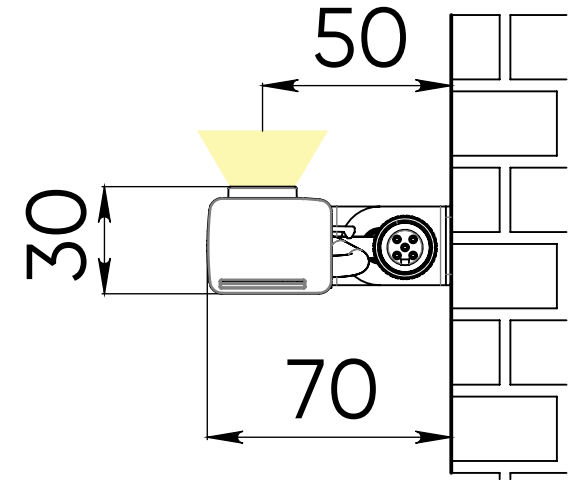
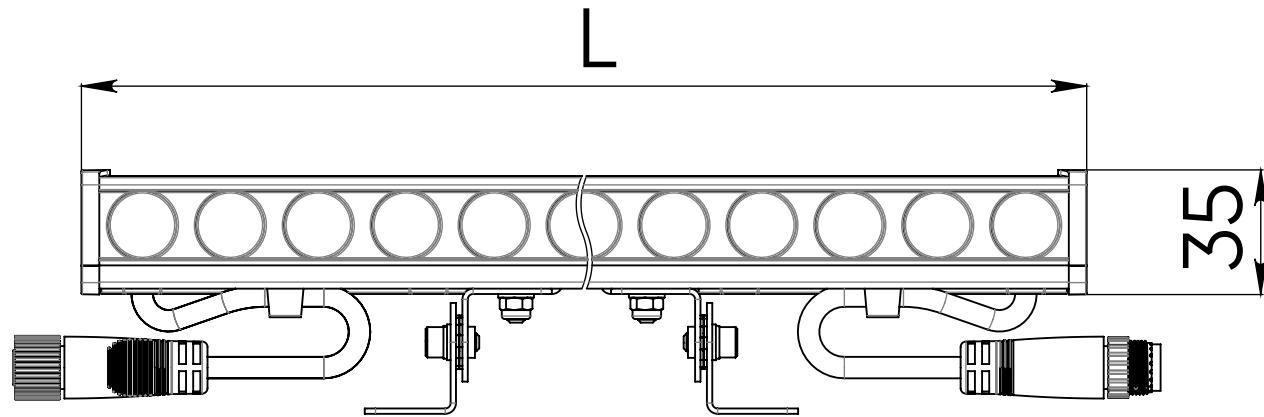
## IntiSLIM MAIN TECHNICAL CHARACTERISTICS

I N T I L E D

Light source	Nichia (Japan), Cree (USA) LEDs
Light color	white (3000 K, 4000 K, 5000 K), RGB
Optics	17°, 38°, 45x18°
Luminous flux	310 - 4050 lm
Wattage	5 - 27 W
Voltage	mono: 48V DC RGB: 24V DC
Protection class	IP67
Operating temperature	tropical edition: -40°C ... +55°C standard edition: -40°C ... +45°C
Lifespan	not less than 50 000 hours
Control	mono: PWM RGB: DMX-512 (additional control devices required)
Lengths	305, 604, 903, 1202, 1501 mm
Front dimensions	35x29 mm
Weight	0,4 - 1,7 kg
Mounting	on flexible brackets, the brackets can slide along the luminaire body for adjustable installation
Customization	customized LED color combinations; control/power cables of any length up to 10 m; customized brackets; IP68 connectors; through-wiring; possibility to use 1 power supply per line up to 12 meters long

# IntiSLIM DIMENSIONAL DRAWING

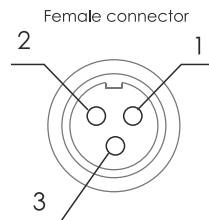
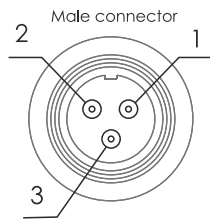
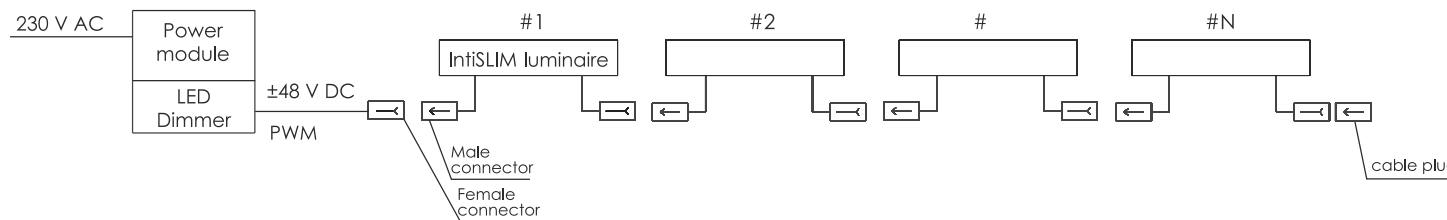
I N T I L I M



- L, MM
- 300
  - 600
  - 900
  - 1200

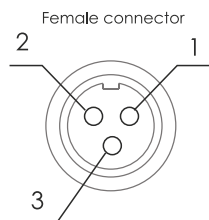
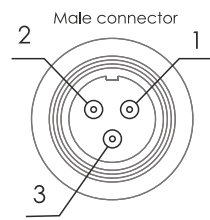
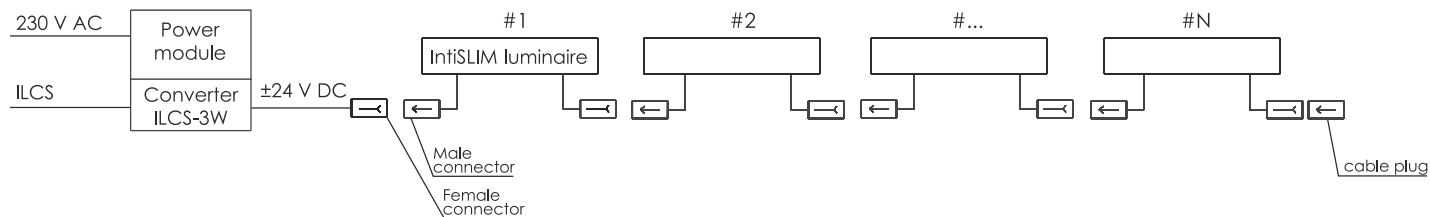


## IntiSLIM white color luminaire connections diagram



Nº	Wire color	Input/Output
1	brown	+48 V
2	blue	PWM
3	yellow-green	-48 V

## IntiSLIM dynamic color luminaire connections diagram



Nº	Wire color	Input/Output
1	brown	+24 V
2	blue	PWM
3	yellow-green	-24 V

# PORTFOLIO

INTILED

N.I. Lobachevsky Administrative and Business Center  
Innopolis



# PORTFOLIO

I N T I L E D

Mazepa's House  
Slavyansk-on-Kuban



# PORTFOLIO

INTILED

St. Sahak and Mesrop Church  
Krasnodar



# PORTFOLIO

INTILED

The Pedestrian Bridge  
Krasnojarsk



# PORTFOLIO

"The Local" Hotel  
Grozny

INTILED



# PORTFOLIO

"Spartak" Rowing Club  
Saint-Petersburg

I N T I L E D



**PORTFOLIO**

**"Art Residence" Apartments**  
Moscow

INTILED





**PORTFOLIO**

Gorky park  
Moscow

INTILED





more information available  
on the website